



District Report Card: 2017


State: Haryana	District: Karnal
Class: 8	Subject: Mathematics
Schools: 51	Students: 1158


Participation/Coverage


Students

<div>GENDER</div> <div></div>	Boys		Girls	
	Number	%	Number	%
	546	47.15	612	52.85

<div>AREA</div> <div></div>	Rural		Urban	
	Number	%	Number	%
	929	80.22	229	19.78

<div>CATEGORY</div> <div></div>	SC		ST		OBC		GEN	
	Number	%	Number	%	Number	%	Number	%
	534	46.11	13	1.12	482	41.62	129	11.14

<div>CWSN</div> <div></div>	LD	VI	HI	S&LD	ID	Oth
	3	2	14	3	2	4

<div>Management</div> <div></div>	Government		Government-aided	
	Number	%	Number	%
	1108	95.68	50	4.32

Average Performance of Students in Mathematics (%)

Overall	Gender		Area		Management		Social Group			
	Male	Female	Rural	Urban	Govt.	Aided	SC	ST	OBC	GEN
32.14	30.82	33.31	31.53	34.59	32.33	27.73	32.81	35.90	31.96	29.61

Performance on Learning Outcomes (LOs)

Learning Outcomes	Description	Average Performance(%)
M601	Solves problems involving large numbers by applying appropriate operations	32.38
M606	Solves problems on daily life situations involving addition and subtraction of fractions / decimals	27.68
M620	Finds out the perimeter and area of rectangular objects in the surroundings like floor of the class room, surfaces of a chalk box etc.	31.81
M621	Arranges given/collected information in the form of table, pictograph and bar graph and interprets them	26.68
M702	Interprets the division and multiplication of fractions	31.87
M705	Solves problems related to daily life situations involving rational numbers	28.84
M706	Uses exponential form of numbers to simplify problems involving multiplication and division of large numbers	26.33
M707	Adds/subtracts algebraic expressions	34.37
M710	Solves problems related to conversion of percentage to fraction and decimal and vice versa	19.93
M717	Finds out approximate area of closed shapes by using unit square grid/graph sheet	31.38
M719	Finds various representative values for simple data from her/his daily life contexts like mean, median and mode	48.06
M721	Interprets data using bar graph	39.15
M801	Generalizes properties of addition, subtraction, multiplication and division of rational numbers through patterns	26.51
M802	Finds rational numbers between two given rational numbers	31.14
M803	Proves divisibility rules of 2, 3, 4, 5, 6, 9 and 11	41.95
M804	Finds squares, cubes, square roots and cube roots of numbers using different methods	31.67
M808	Uses various algebraic identities in solving problems of daily life	35.23
M812	Verifies properties of parallelogram and establishes the relationship between them through reasoning	25.54
M818	Finds surface area and volume of cuboidal and cylindrical object	17.26
M819	Draws and interprets bar charts and pie charts	34.63

Range of Performance of Students who Answered Correctly							
Below 30%		30% - 50%		50% - 75%		Above 75%	
Number	%	Number	%	Number	%	Number	%
599	51.73	398	34.37	120	10.36	41	3.54

Lowest Performing Learning Outcomes (LOs)

- 1 - Finds surface area and volume of cuboidal and cylindrical object (17.26)
- 2 - Solves problems related to conversion of percentage to fraction and decimal and vice versa (19.93)
- 3 - Verifies properties of parallelogram and establishes the relationship between them through reasoning (25.54)

- 4 - Uses exponential form of numbers to simplify problems involving multiplication and division of large numbers (26.33)
- 5 - Generalizes properties of addition, subtraction, multiplication and division of rational numbers through patterns (26.51)